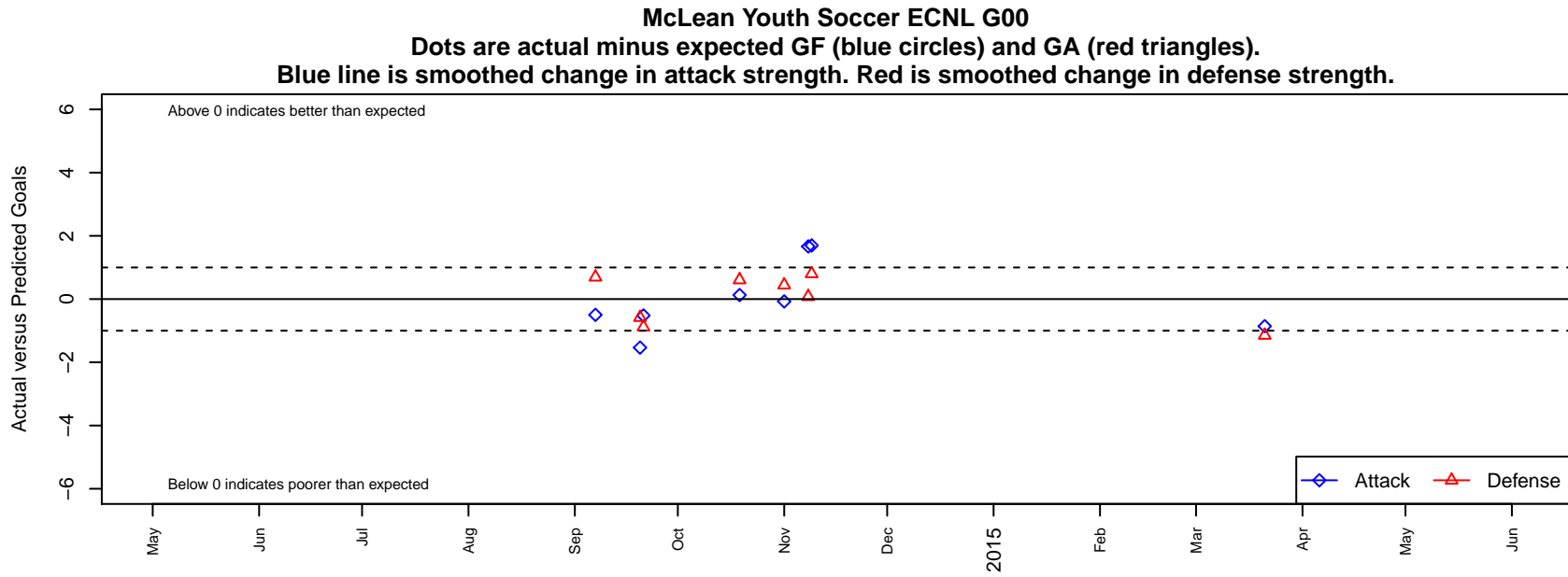


McLean Youth Soccer ECNL G00

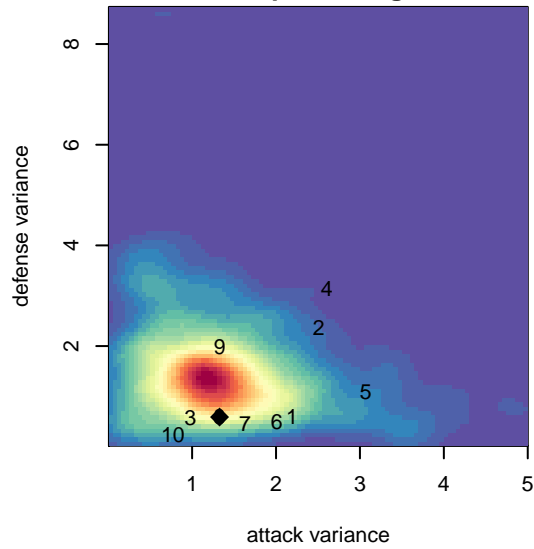
alt names used:
McLean Youth Soccer ECNL U14

Venues played:
2014 ECNL U14

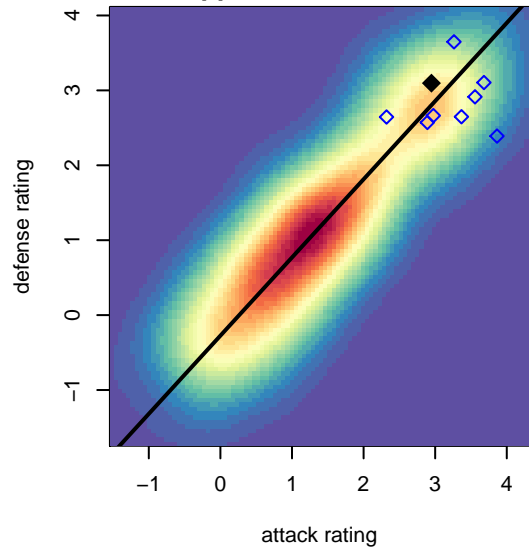
G00 total strength=1672
attack=19.06 defense=22.12



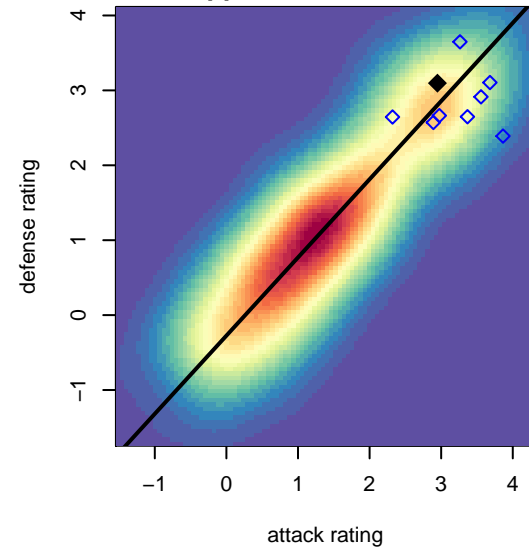
**attack and defense variance (black dot)
relative to other teams
and top 10 in region**



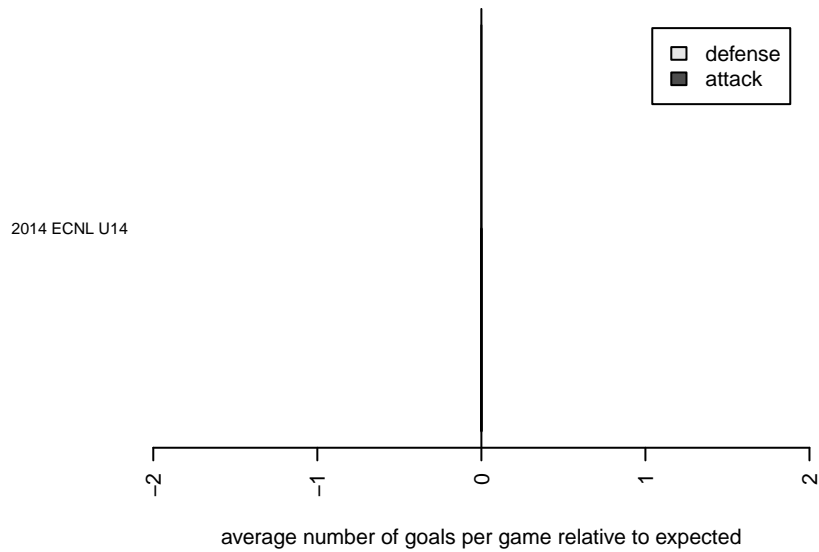
**attack and defense rating
relative to others at age
and all opponents in last 13 months**



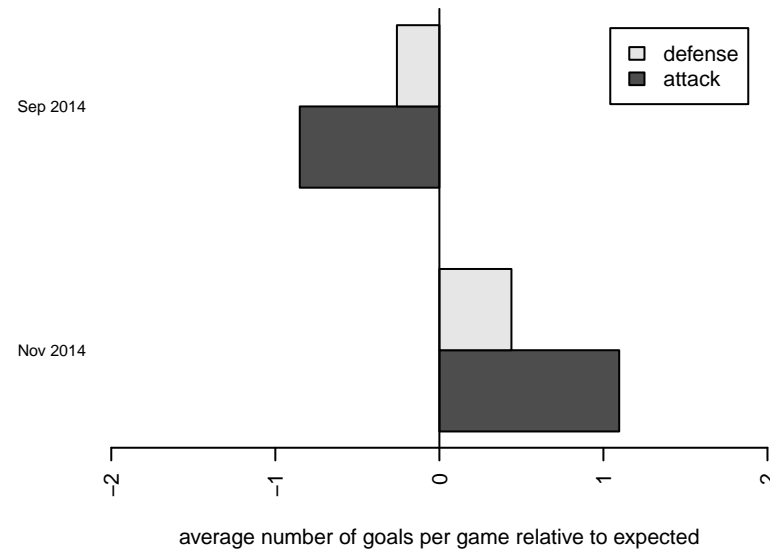
**attack and defense rating
relative to others at age
and all opponents in last 13 months**



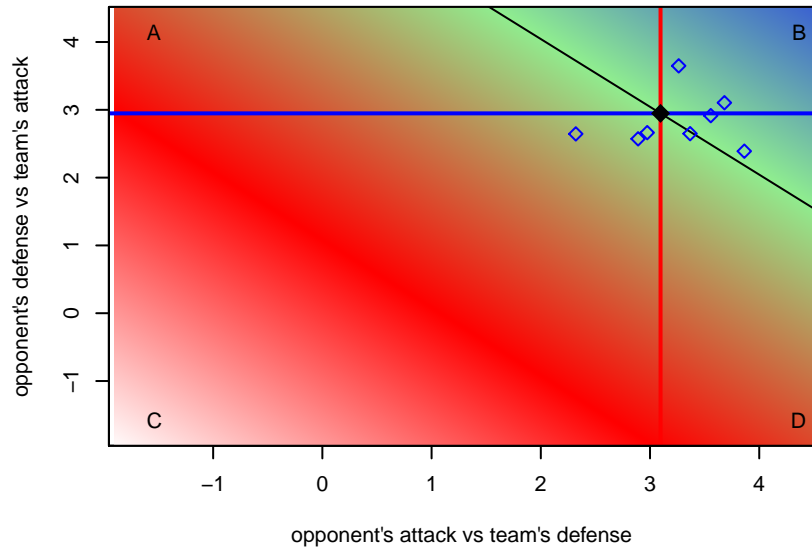
Performance relative to 13 month average



Performance relative to 13 month average



Distribution of opponents
 Red = Lose zone, Blue = Win zone, Green = Even
 Black line separates win/lose zones



lot. A=Neither has attack advantage, B=Opponent has both attack and defense advantage, C=Opponent has both attack and defense disadvantage, D=Both have

date	home		away		venue	pred.home	pred.away
2015-03-21	McLean Youth Soccer ECNL G00	1	FC Virginia ECNL G00	3	2014 ECNL U14	1.86	1.85
2014-11-09	Internationals SC G00	0	McLean Youth Soccer ECNL G00	3	2014 ECNL U14	0.80	1.30
2014-11-08	Ohio Premier ECNL G00	1	McLean Youth Soccer ECNL G00	3	2014 ECNL U14	1.08	1.33
2014-11-01	McLean Youth Soccer ECNL G00	1	Richmond United ECNL G00	1	2014 ECNL U14	1.07	1.44
2014-10-19	McLean Youth Soccer ECNL G00	1	Bethesda SC ECNL G00	1	2014 ECNL U14	0.87	1.61
2014-09-21	CASL ECNL G00	2	McLean Youth Soccer ECNL G00	0	2014 ECNL U14	1.11	0.52
2014-09-20	NC Fusion G00	1	McLean Youth Soccer ECNL G00	0	2014 ECNL U14	0.42	1.54
2014-09-07	McLean Youth Soccer ECNL G00	1	Maryland United FC ECNL G00	0	2014 ECNL U14	1.50	0.69